

Download our Mobile App TODAY!

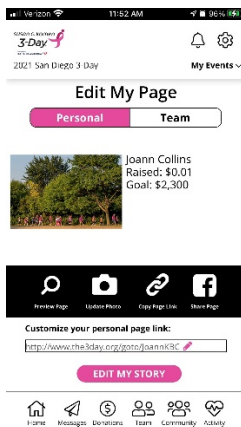
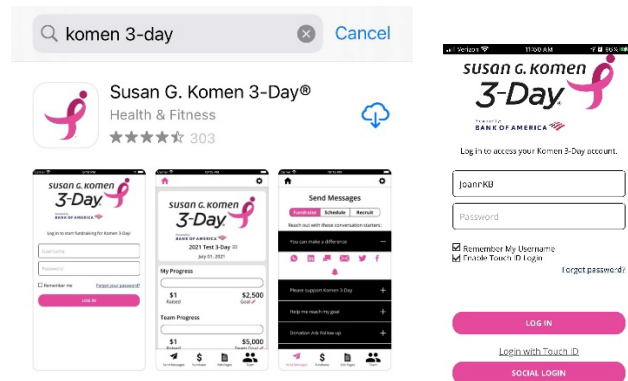


The Komen 3-Day app is your key to unlocking the full event experience. Not only can you fundraise on-the-go and track your progress, you can track your mileage, connect with the 3-Day community and learn more about our mission to end breast cancer.

Get Started

Visit the Apple App Store or Google Play on your device and search for “Komen 3-Day” and follow the steps to download and launch.


Then, simply log in using your 3-Day Participant Center username and password.



Update Your Personal Page

Customize your personal page with a message about why you are participating in the 3-Day and raising money to end breast cancer.

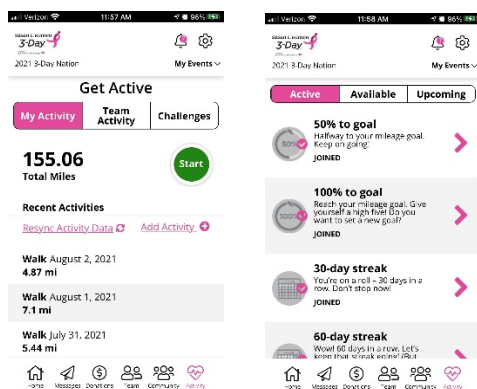
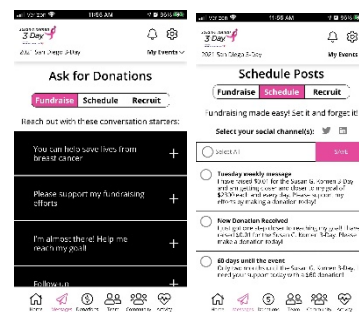
PRO TIP: Fundraisers who add a personal story and photo raise more money, on average, than participants who don't.

Need help at anytime? Click the  in the top right corner, then “Need Help?” to open our support portal. Search our app FAQ for an answer or open a ticket with our app support team.

Schedule & Send Messages

Click the “Messages” icon to send texts or emails and post social media messages to ask for support. There are pre-written templates to get you started.

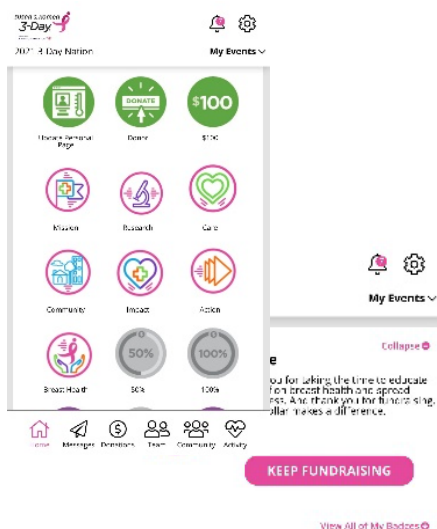
You can even schedule posts on LinkedIn and Twitter to publish periodically leading up to the 3-Day.



Track Mileage & Join Activity Challenges

Connect to Apple Health, Strava or Google Fit to track your mileage. Make sure to allow access to ALL step data for proper tracking. Once connected, click the “Activity” icon at the bottom to view your steps & activity challenges.


Check out all available challenge badges under the “Challenges” tab.



Earn Mission Badges

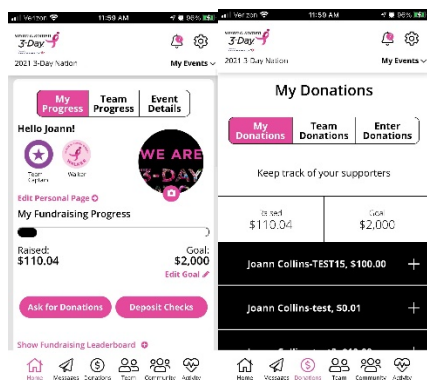
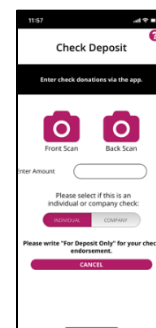
Learn more about the mission of Susan G. Komen by watching videos and taking quizzes to earn all seven of our Mission badges found on your app home page.

You can earn additional badges for fundraising progress and other achievements.

Need help at anytime? Click the  in the top right corner, then “Need Help?” to open our support portal. Search our app FAQ for an answer or open a ticket with our app support team.

Deposit Checks

You can also deposit a check donation in the app by clicking on the “Donations” icon and then “Enter Donations”. Just like online banking, you can scan both sides of the check and the name and amount will be added to your fundraising total.

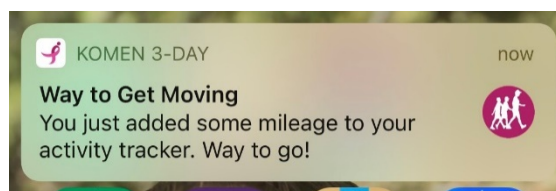


Track Fundraising Progress

Stay up to date on your fundraising progress. Your home screen displays how much you've raised toward your fundraising goal. On a team? You will see your team progress, too. Click the “Donations” icon at the bottom to see your individual or team donations.

Receive Motivational Texts

Make sure to say “yes” to allow app push notifications so you don't miss out on important announcements, fundraising tips and other advice. We'll be cheering you on as you work toward your goals.



Need help at anytime? Click the  in the top right corner, then “Need Help?” to open our support portal. Search our app FAQ for an answer or open a ticket with our app support team.